

Metronome™ FlipTop

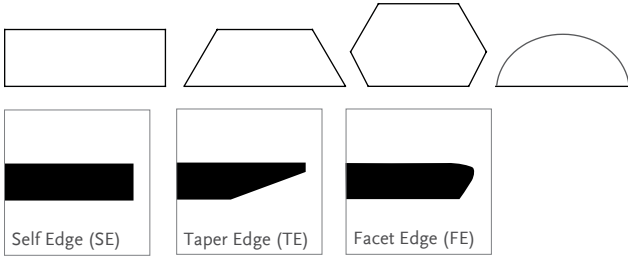




METRONOME™ FLIPTOP | SURFACE SHAPES, EDGE & BASE DETAILS

SHAPES AND EDGE DETAILS

All standard Nienkämper veneers and laminates.



DIMENSIONS

Top Depths:

min 24" / 30" / 36"

Top Lengths:

60", 66", 72", 78", 84", 90"

Top Thickness:

1" & 1¼"

Table Height:

29" for both 1" and 1¼" tops

Modesty Panel:

Available in veneer & P-Lam

Base:

24" top with 18" wide centre to center case (on caster)
 30" top with 23" wide centre to center case (on caster)
 36" top with 29" wide centre to center case (on caster)

Lock Release:

Centred fabric / leather pull tab releases locking mechanism

TOP FINISHES

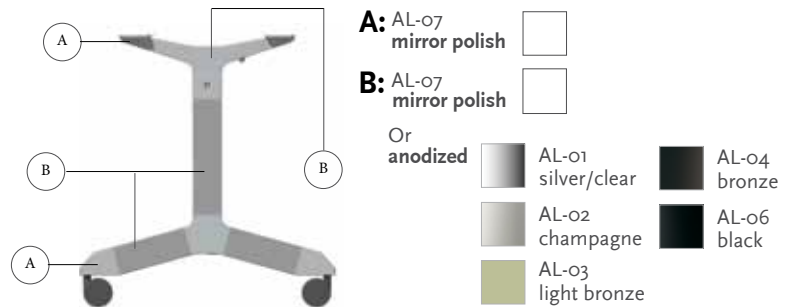
Range from plastic laminate with high impact Translucent edge to veneer with solid wood edging.

OPTIONS INCLUDE

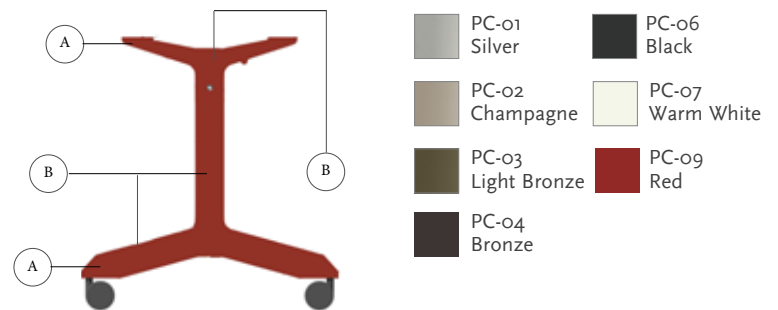
Power/data AV solution, modesty panel, ganging hardware, wire management and flush or inset leg placement with locking casters.

BASE FINISHES

Metronome™ FlipTop Tables are offered in a variety of finish options. Finishes can be matching or mixed to create a unique combination.



A & B in powder coat paint finish, see below options:



Metronome FlipTop Table base in red powder coat finish PC-09

For tables with bases in powder coat, list price is the same as anodized bases. To select powder coat finish, please use the model # of anodized bases and add "PC" at the end. For example, 30662PC/2 is a 60"Lx24"Wx29"H Metronome FlipTop Table with 1" thick top and flush bases in powder coat finish.

Note: Stretcher rails are always silver anodized finish

KEY FEATURES

- Aluminum base with locking casters
- Styling and finish to match the Metronome Conference line
- Self locking hinges
- Extruded and cast aluminum base construction
- Unique flexible hinged modesty panel
- Polished and painted finish available
- All standard p.lam and veneers available
- Self edge standard
- Locking, soft tread casters
- Table compatible with Vox® Forums and SIMPLE Forum

METRONOME™ FLIPTOP | BASE CONSTRUCTION

Aluminum is the only material used in the base construction ensuring a high degree of recycled content, and a complete opportunity for full recyclability for all elements.

The table rolls on 4 swiveling / locking 3" dia. casters. Base, hinge, stretcher rail, pull tab and casters are all integrated within the base structure.

The flip top bases are in anodized aluminum with polished aluminum details at the top and bottom or fully polished aluminum. Bases are connected with stretcher rail available in clear anodized aluminum finish only.

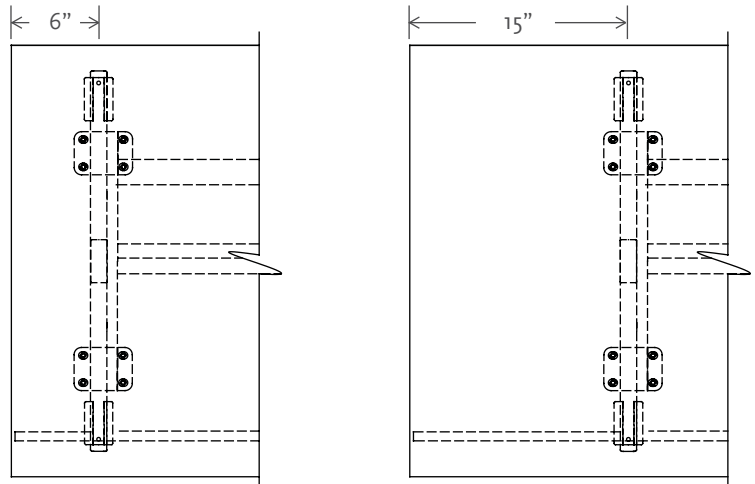


METRONOME™ FLIPTOP | BASE POSITION

Bases for rectangle shape are offered in two positions, flush and inset.

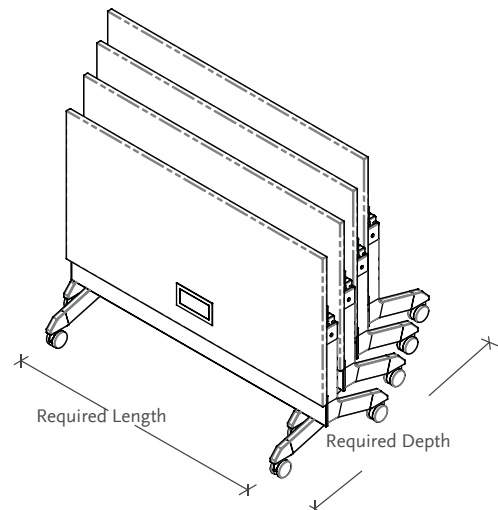
Flush leg position allows the user maximum knee space when tables are ganged together.

Inset leg position allow the maximum seating capacity when tables are ganged together by enabling seating on table seams.



METRONOME™ FLIPTOP | STORAGE REQUIREMENTS

Table Length	2 Tables	4 Tables	6 Tables	8 Tables	10 Tables	12 Tables
floor space required when nested for table depths of 24", 30" and 36" (L" x D")						
60"	34 x 63	49 x 69	65 x 75	80 x 81	95 x 87	111 x 93
66"	34 x 69	49 x 75	65 x 81	80 x 87	95 x 93	111 x 99
72"	34 x 75	49 x 81	65 x 87	80 x 93	95 x 99	111 x 105
78"	34 x 81	49 x 87	65 x 93	80 x 99	95 x 105	111 x 111
84"	34 x 87	49 x 93	65 x 99	80 x 105	95 x 111	111 x 117
90"	34 x 93	49 x 99	65 x 105	80 x 111	95 x 117	111 x 123



METRONOME™ FLIPTOP | CONNECTIVITY MANAGEMENT

Metronome™ FlipTop can be specified with a range of connectivity devices to suit most technology and price point requirements.

For connectivity device details and pricing visit www.nienkamper.com or contact customer service at 1.800.668.9318.



SIMPLE Pop-Up Forum



SIMPLE Forum



Vox® Training Forum



Vox® S-Forum



Vox® M-Forum

METRONOME™ FLIPTOP | WIRE MANAGEMENT

Tables that include connectivity devices are equipped with cable clips that are fixed to both the underside of the top and the base. Cables may be routed to either base according to user needs.



METRONOME™ FLIPTOP | CONFIGURATIONS



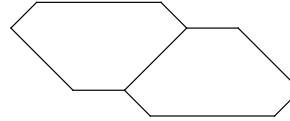
2 rectangle tables

Model #	Dimensions
30664/2	72"w x 24"d



2 trapezoid tables

Model #	Dimensions
30846/2	84"w x 24"d



2 multi-angle tables

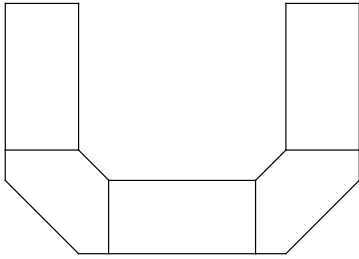
Model #	Dimensions
30996/2	84"w x 30"d



4 rectangle tables & 2 half round tables

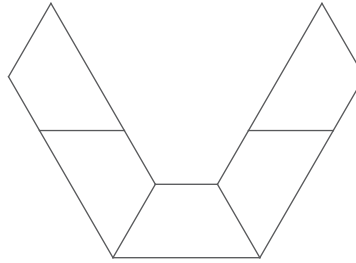
Model #	Dimensions
30662/2	60"w x 24"d
31079/2	48"w x 24"d

METRONOME™ FLIPTOP | CONFIGURATIONS



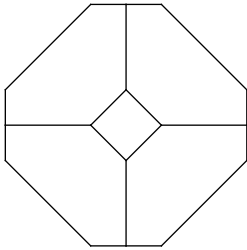
3 rectangle tables & 2 multi-angle tables

Model #	Dimensions
30670/2	72"w x 30"d
30994/2	72"w x 30"d



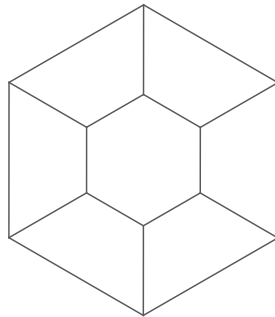
5 trapezoid tables

Model #	Dimensions
30850/2	72"w x 30"d



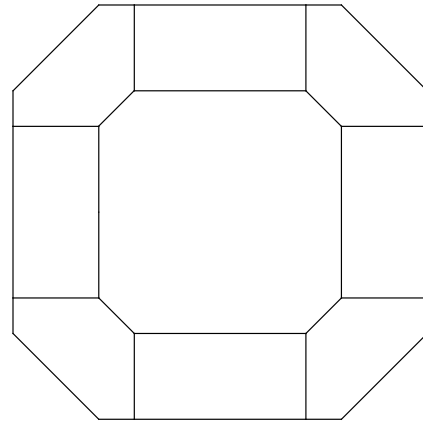
4 multi-angle tables

Model #	Dimensions
31002/2	84"w x 36"d



6 trapezoid tables

Model #	Dimensions
30858/2	84"w x 36"d



4 rectangle tables & 4 multi-angle tables

Model #	Dimensions
30679/2	90"w x 36"d
30859/2	90"w x 36"d

METRONOME™ FLIPTOP | WITH NO MODESTY PANEL

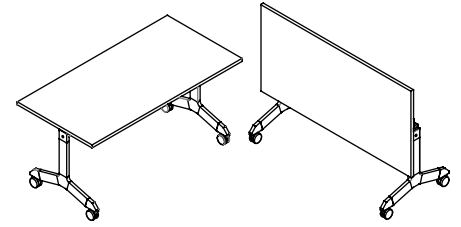
Rectangle



Tables shown this page are standard with Metronome base, locking casters, no modesty panel and 1" thick top.

Wood tables have 1/8" solid wood self edge.

P-Lam tables have 1/8" translucent edge.



Self Edge "SE"

Note: For powder coat base, please use model # of anodized bases and add "PC" at the end, e.g. 30662PC/2.

1" TOP

L"	x	W"	x	H"	Top Finish	FLUSH BASES				INSET BASES			
						POLISHED		ANODIZED		POLISHED		ANODIZED	
						Model No.	List Price	Model No.	List Price	Model No.	List Price	Model No.	List Price
60		24		29	Wood	30644/2	2,880	30662/2	2,570	30680/2	2,880	30698/2	2,570
60		24		29	P-Lam	30644/5	2,500	30662/5	2,185	30680/5	2,500	30698/5	2,185
66		24		29	Wood	30645/2	2,980	30663/2	2,675	30681/2	2,980	30699/2	2,675
66		24		29	P-Lam	30645/5	2,560	30663/5	2,245	30681/5	2,560	30699/5	2,245
72		24		29	Wood	30646/2	3,075	30664/2	2,765	30682/2	3,075	30700/2	2,765
72		24		29	P-Lam	30646/5	2,615	30664/5	2,300	30682/5	2,615	30700/5	2,300
78		24		29	Wood	30647/2	3,175	30665/2	2,865	30683/2	3,175	30701/2	2,865
78		24		29	P-Lam	30647/5	2,670	30665/5	2,350	30683/5	2,670	30701/5	2,350
84		24		29	Wood	30648/2	3,270	30666/2	2,960	30684/2	3,270	30702/2	2,960
84		24		29	P-Lam	30648/5	2,720	30666/5	2,415	30684/5	2,720	30702/5	2,415
90		24		29	Wood	30649/2	3,370	30667/2	3,060	30685/2	3,370	30703/2	3,060
90		24		29	P-Lam	30649/5	2,770	30667/5	2,460	30685/5	2,770	30703/5	2,460
60		30		29	Wood	30650/2	3,080	30668/2	2,770	30686/2	3,080	30704/2	2,770
60		30		29	P-Lam	30650/5	2,600	30668/5	2,290	30686/5	2,600	30704/5	2,290
66		30		29	Wood	30651/2	3,210	30669/2	2,885	30687/2	3,210	30705/2	2,885
66		30		29	P-Lam	30651/5	2,670	30669/5	2,350	30687/5	2,670	30705/5	2,350
72		30		29	Wood	30652/2	3,325	30670/2	3,005	30688/2	3,325	30706/2	3,005
72		30		29	P-Lam	30652/5	2,725	30670/5	2,420	30688/5	2,725	30706/5	2,420
78		30		29	Wood	30653/2	3,445	30671/2	3,130	30689/2	3,445	30707/2	3,130
78		30		29	P-Lam	30653/5	2,790	30671/5	2,475	30689/5	2,790	30707/5	2,475
84		30		29	Wood	30654/2	3,555	30672/2	3,240	30690/2	3,555	30708/2	3,240
84		30		29	P-Lam	30654/5	2,855	30672/5	2,540	30690/5	2,855	30708/5	2,540
90		30		29	Wood	30655/2	3,675	30673/2	3,355	30691/2	3,675	30709/2	3,355
90		30		29	P-Lam	30655/5	2,870	30673/5	2,560	30691/5	2,870	30709/5	2,560
60		36		29	Wood	30656/2	3,255	30674/2	2,950	30692/2	3,255	30710/2	2,950
60		36		29	P-Lam	30656/5	2,765	30674/5	2,455	30692/5	2,765	30710/5	2,455
66		36		29	Wood	30657/2	3,380	30675/2	3,070	30693/2	3,380	30711/2	3,070
66		36		29	P-Lam	30657/5	2,820	30675/5	2,505	30693/5	2,820	30711/5	2,505
72		36		29	Wood	30658/2	3,555	30676/2	3,240	30694/2	3,555	30712/2	3,240
72		36		29	P-Lam	30658/5	2,915	30676/5	2,600	30694/5	2,915	30712/5	2,600
78		36		29	Wood	30659/2	3,655	30677/2	3,340	30695/2	3,655	30713/2	3,340
78		36		29	P-Lam	30659/5	2,975	30677/5	2,670	30695/5	2,975	30713/5	2,670
84		36		29	Wood	30660/2	3,755	30678/2	3,450	30696/2	3,755	30714/2	3,450
84		36		29	P-Lam	30660/5	3,020	30678/5	2,700	30696/5	3,020	30714/5	2,700
90		36		29	Wood	30661/2	3,930	30679/2	3,620	30697/2	3,930	30715/2	3,620
90		36		29	P-Lam	30661/5	3,055	30679/5	2,735	30697/5	3,055	30715/5	2,735

METRONOME™ FLIPTOP | WITH NO MODESTY PANEL

Rectangle



Tables shown this page are standard with Metronome base, locking casters, no modesty panel and 1 1/4" thick top.

Wood tables have 1/8" solid wood self edge. P-Lam tables have 1/8" translucent edge. Specify edge type; add the two letter code after the model number.



Self Edge "SE"



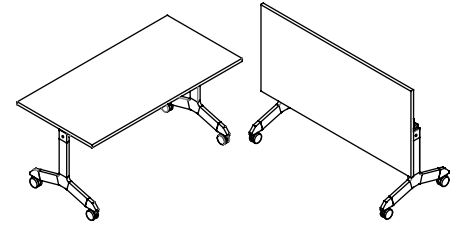
Taper Edge "TE" on user side only



Facet Edge "FC" on user side only



Flow Form Edge "FF" on user side only 5% upcharge laminate not available



Note: For powder coat base, please use model # of anodized bases and add "PC" at the end, e.g. 30662PC/2.

1 1/4" TOP

L" x W" x H"	Top Finish	FLUSH BASES				INSET BASES			
		POLISHED		ANODIZED		POLISHED		ANODIZED	
		Model No.	List Price	Model No.	List Price	Model No.	List Price	Model No.	List Price
60 x 24 x 29 1/4	Wood	30716/2	2,880	30734/2	2,570	30752/2	2,880	30770/2	2,570
60 x 24 x 29 1/4	P-Lam	30716/5	2,500	30734/5	2,185	30752/5	2,500	30770/5	2,185
66 x 24 x 29 1/4	Wood	30717/2	2,980	30735/2	2,675	30753/2	2,980	30771/2	2,675
66 x 24 x 29 1/4	P-Lam	30717/5	2,560	30735/5	2,245	30753/5	2,560	30771/5	2,245
72 x 24 x 29 1/4	Wood	30718/2	3,075	30736/2	2,765	30754/2	3,075	30772/2	2,765
72 x 24 x 29 1/4	P-Lam	30718/5	2,615	30736/5	2,300	30754/5	2,615	30772/5	2,300
78 x 24 x 29 1/4	Wood	30719/2	3,175	30737/2	2,865	30755/2	3,175	30773/2	2,865
78 x 24 x 29 1/4	P-Lam	30719/5	2,670	30737/5	2,350	30755/5	2,670	30773/5	2,350
84 x 24 x 29 1/4	Wood	30720/2	3,270	30738/2	2,960	30756/2	3,270	30774/2	2,960
84 x 24 x 29 1/4	P-Lam	30720/5	2,720	30738/5	2,415	30756/5	2,720	30774/5	2,415
90 x 24 x 29 1/4	Wood	30721/2	3,370	30739/2	3,060	30757/2	3,370	30775/2	3,060
90 x 24 x 29 1/4	P-Lam	30721/5	2,770	30739/5	2,460	30757/5	2,770	30775/5	2,460
60 x 30 x 29 1/4	Wood	30722/2	3,080	30740/2	2,770	30758/2	3,080	30776/2	2,770
60 x 30 x 29 1/4	P-Lam	30722/5	2,600	30740/5	2,290	30758/5	2,600	30776/5	2,290
66 x 30 x 29 1/4	Wood	30723/2	3,210	30741/2	2,885	30759/2	3,210	30777/2	2,885
66 x 30 x 29 1/4	P-Lam	30723/5	2,670	30741/5	2,350	30759/5	2,670	30777/5	2,350
72 x 30 x 29 1/4	Wood	30724/2	3,325	30742/2	3,005	30760/2	3,325	30778/2	3,005
72 x 30 x 29 1/4	P-Lam	30724/5	2,725	30742/5	2,420	30760/5	2,725	30778/5	2,420
78 x 30 x 29 1/4	Wood	30725/2	3,445	30743/2	3,130	30761/2	3,445	30779/2	3,130
78 x 30 x 29 1/4	P-Lam	30725/5	2,790	30743/5	2,475	30761/5	2,790	30779/5	2,475
84 x 30 x 29 1/4	Wood	30726/2	3,555	30744/2	3,240	30762/2	3,555	30780/2	3,240
84 x 30 x 29 1/4	P-Lam	30726/5	2,855	30744/5	2,540	30762/5	2,855	30780/5	2,540
90 x 30 x 29 1/4	Wood	30727/2	3,675	30745/2	3,355	30763/2	3,675	30781/2	3,355
90 x 30 x 29 1/4	P-Lam	30727/5	2,870	30745/5	2,560	30763/5	2,870	30781/5	2,560
60 x 36 x 29 1/4	Wood	30728/2	3,255	30746/2	2,950	30764/2	3,255	30782/2	2,950
60 x 36 x 29 1/4	P-Lam	30728/5	2,765	30746/5	2,455	30764/5	2,765	30782/5	2,455
66 x 36 x 29 1/4	Wood	30729/2	3,380	30747/2	3,070	30765/2	3,380	30783/2	3,070
66 x 36 x 29 1/4	P-Lam	30729/5	2,820	30747/5	2,505	30765/5	2,820	30783/5	2,505
72 x 36 x 29 1/4	Wood	30730/2	3,555	30748/2	3,240	30766/2	3,555	30784/2	3,240
72 x 36 x 29 1/4	P-Lam	30730/5	2,915	30748/5	2,600	30766/5	2,915	30784/5	2,600
78 x 36 x 29 1/4	Wood	30731/2	3,655	30749/2	3,340	30767/2	3,655	30785/2	3,340
78 x 36 x 29 1/4	P-Lam	30731/5	2,975	30749/5	2,670	30767/5	2,975	30785/5	2,670
84 x 36 x 29 1/4	Wood	30732/2	3,755	30750/2	3,450	30768/2	3,755	30786/2	3,450
84 x 36 x 29 1/4	P-Lam	30732/5	3,020	30750/5	2,700	30768/5	3,020	30786/5	2,700
90 x 36 x 29 1/4	Wood	30733/2	3,930	30751/2	3,620	30769/2	3,930	30787/2	3,620
90 x 36 x 29 1/4	P-Lam	30733/5	3,055	30751/5	2,735	30769/5	3,055	30787/5	2,735

METRONOME™ FLIPTOP | WITH MODESTY PANEL

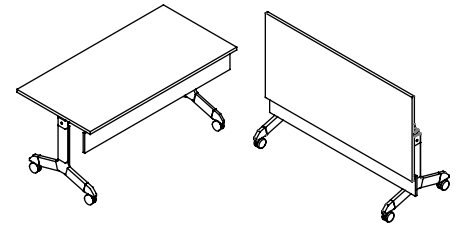
Rectangle



Tables shown this page are standard with Metronome base, locking casters, 5" tall modesty panel in matching finish and 1" thick top.

Wood tables have 1/8" solid wood self edge.

P-Lam tables have 1/8" translucent edge.



Self Edge "SE"

Note: For powder coat base, please use model # of anodized bases and add "PC" at the end, e.g. 30662PC/2.

1" TOP

L" x W" x H"	Top Finish	FLUSH BASES				INSET BASES					
		POLISHED		ANODIZED		POLISHED		ANODIZED			
		Model No.	List Price	Model No.	List Price	Model No.	List Price	Model No.	List Price		
60 60	24 24	29 29	Wood P-Lam	30500/2 30500/5	3,355 2,860	30518/2 30518/5	3,050 2,545	30536/2 30536/5	3,355 2,860	30554/2 30554/5	3,050 2,545
66 66	24 24	29 29	Wood P-Lam	30501/2 30501/5	3,505 2,965	30519/2 30519/5	3,185 2,650	30537/2 30537/5	3,505 2,965	30555/2 30555/5	3,185 2,650
72 72	24 24	29 29	Wood P-Lam	30502/2 30502/5	3,645 3,055	30520/2 30520/5	3,335 2,735	30538/2 30538/5	3,645 3,055	30556/2 30556/5	3,335 2,735
78 78	24 24	29 29	Wood P-Lam	30503/2 30503/5	3,820 3,165	30521/2 30521/5	3,505 2,855	30539/2 30539/5	3,820 3,165	30557/2 30557/5	3,505 2,855
84 84	24 24	29 29	Wood P-Lam	30504/2 30504/5	3,975 3,260	30522/2 30522/5	3,665 2,955	30540/2 30540/5	3,975 3,260	30558/2 30558/5	3,665 2,955
90 90	24 24	29 29	Wood P-Lam	30505/2 30505/5	4,135 3,360	30523/2 30523/5	3,825 3,055	30541/2 30541/5	4,135 3,360	30559/2 30559/5	3,825 3,055
60 60	30 30	29 29	Wood P-Lam	30506/2 30506/5	3,560 2,955	30524/2 30524/5	3,245 2,640	30542/2 30542/5	3,560 2,955	30560/2 30560/5	3,245 2,640
66 66	30 30	29 29	Wood P-Lam	30507/2 30507/5	3,725 3,065	30525/2 30525/5	3,415 2,755	30543/2 30543/5	3,725 3,065	30561/2 30561/5	3,415 2,755
72 72	30 30	29 29	Wood P-Lam	30508/2 30508/5	3,885 3,165	30526/2 30526/5	3,570 2,855	30544/2 30544/5	3,885 3,165	30562/2 30562/5	3,570 2,855
78 78	30 30	29 29	Wood P-Lam	30509/2 30509/5	4,085 3,295	30527/2 30527/5	3,765 2,975	30545/2 30545/5	4,085 3,295	30563/2 30563/5	3,765 2,975
84 84	30 30	29 29	Wood P-Lam	30510/2 30510/5	4,260 3,395	30528/2 30528/5	3,945 3,080	30546/2 30546/5	4,260 3,395	30564/2 30564/5	3,945 3,080
90 90	30 30	29 29	Wood P-Lam	30511/2 30511/5	4,445 3,465	30529/2 30529/5	4,130 3,150	30547/2 30547/5	4,445 3,465	30565/2 30565/5	4,130 3,150
60 60	36 36	29 29	Wood P-Lam	30512/2 30512/5	3,770 3,140	30530/2 30530/5	3,460 2,830	30548/2 30548/5	3,770 3,140	30566/2 30566/5	3,460 2,830
66 66	36 36	29 29	Wood P-Lam	30513/2 30513/5	3,965 3,245	30531/2 30531/5	3,645 2,940	30549/2 30549/5	3,965 3,245	30567/2 30567/5	3,645 2,940
72 72	36 36	29 29	Wood P-Lam	30514/2 30514/5	4,155 3,395	30532/2 30532/5	3,845 3,080	30550/2 30550/5	4,155 3,395	30568/2 30568/5	3,845 3,080
78 78	36 36	29 29	Wood P-Lam	30515/2 30515/5	4,445 3,465	30533/2 30533/5	4,130 3,150	30551/2 30551/5	4,445 3,465	30569/2 30569/5	4,130 3,150
84 84	36 36	29 29	Wood P-Lam	30516/2 30516/5	4,555 3,565	30534/2 30534/5	4,240 3,250	30552/2 30552/5	4,555 3,565	30570/2 30570/5	4,240 3,250
90 90	36 36	29 29	Wood P-Lam	30517/2 30517/5	4,750 3,670	30535/2 30535/5	4,440 3,350	30553/2 30553/5	4,750 3,670	30571/2 30571/5	4,440 3,350

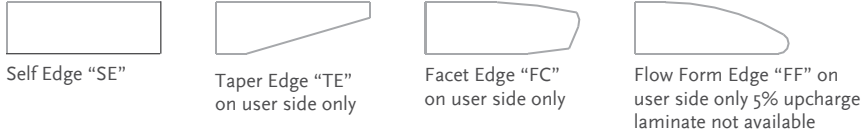
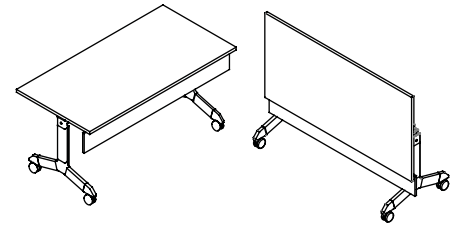
METRONOME™ FLIPTOP | WITH MODESTY PANEL

Rectangle



Tables shown this page are standard with Metronome base, locking casters, 5" tall modesty panel in matching finish and 1 1/4" thick top.

Wood tables have 1/8" solid wood self edge. P-Lam tables have 1/8" translucent edge. Specify edge type; add the two letter code after the model number.

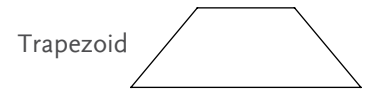


Note: For powder coat base, please use model # of anodized bases and add "PC" at the end, e.g. 30662PC/2.

1 1/4" TOP

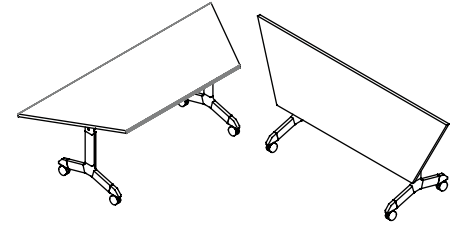
L" x W" x H"	Top Finish	FLUSH BASES				INSET BASES			
		POLISHED		ANODIZED		POLISHED		ANODIZED	
		Model No.	List Price	Model No.	List Price	Model No.	List Price	Model No.	List Price
60 x 24 x 29 1/4	Wood	30572/2	3,355	30590/2	3,050	30608/2	3,355	30626/2	3,050
60 x 24 x 29 1/4	P-Lam	30572/5	2,860	30590/5	2,545	30608/5	2,860	30626/5	2,545
66 x 24 x 29 1/4	Wood	30573/2	3,505	30591/2	3,185	30609/2	3,505	30627/2	3,185
66 x 24 x 29 1/4	P-Lam	30573/5	2,965	30591/5	2,650	30609/5	2,965	30627/5	2,650
72 x 24 x 29 1/4	Wood	30574/2	3,645	30592/2	3,335	30610/2	3,645	30628/2	3,335
72 x 24 x 29 1/4	P-Lam	30574/5	3,055	30592/5	2,735	30610/5	3,055	30628/5	2,735
78 x 24 x 29 1/4	Wood	30575/2	3,820	30593/2	3,505	30611/2	3,820	30629/2	3,505
78 x 24 x 29 1/4	P-Lam	30575/5	3,165	30593/5	2,855	30611/5	3,165	30629/5	2,855
84 x 24 x 29 1/4	Wood	30576/2	3,975	30594/2	3,665	30612/2	3,975	30630/2	3,665
84 x 24 x 29 1/4	P-Lam	30576/5	3,260	30594/5	2,955	30612/5	3,260	30630/5	2,955
90 x 24 x 29 1/4	Wood	30577/2	4,135	30595/2	3,825	30613/2	4,135	30631/2	3,825
90 x 24 x 29 1/4	P-Lam	30577/5	3,360	30595/5	3,055	30613/5	3,360	30631/5	3,055
60 x 30 x 29 1/4	Wood	30578/2	3,560	30596/2	3,245	30614/2	3,560	30632/2	3,245
60 x 30 x 29 1/4	P-Lam	30578/5	2,955	30596/5	2,640	30614/5	2,955	30632/5	2,640
66 x 30 x 29 1/4	Wood	30579/2	3,725	30597/2	3,415	30615/2	3,725	30633/2	3,415
66 x 30 x 29 1/4	P-Lam	30579/5	3,065	30597/5	2,755	30615/5	3,065	30633/5	2,755
72 x 30 x 29 1/4	Wood	30580/2	3,885	30598/2	3,570	30616/2	3,885	30634/2	3,570
72 x 30 x 29 1/4	P-Lam	30580/5	3,165	30598/5	2,855	30616/5	3,165	30634/5	2,855
78 x 30 x 29 1/4	Wood	30581/2	4,085	30599/2	3,765	30617/2	4,085	30635/2	3,765
78 x 30 x 29 1/4	P-Lam	30581/5	3,295	30599/5	2,975	30617/5	3,295	30635/5	2,975
84 x 30 x 29 1/4	Wood	30582/2	4,260	30600/2	3,945	30618/2	4,260	30636/2	3,945
84 x 30 x 29 1/4	P-Lam	30582/5	3,395	30600/5	3,080	30618/5	3,395	30636/5	3,080
90 x 30 x 29 1/4	Wood	30583/2	4,445	30601/2	4,130	30619/2	4,445	30637/2	4,130
90 x 30 x 29 1/4	P-Lam	30583/5	3,465	30601/5	3,150	30619/5	3,465	30637/5	3,150
60 x 36 x 29 1/4	Wood	30584/2	3,770	30602/2	3,460	30620/2	3,770	30638/2	3,460
60 x 36 x 29 1/4	P-Lam	30584/5	3,140	30602/5	2,830	30620/5	3,140	30638/5	2,830
66 x 36 x 29 1/4	Wood	30585/2	3,965	30603/2	3,645	30621/2	3,965	30639/2	3,645
66 x 36 x 29 1/4	P-Lam	30585/5	3,245	30603/5	2,940	30621/5	3,245	30639/5	2,940
72 x 36 x 29 1/4	Wood	30586/2	4,155	30604/2	3,845	30622/2	4,155	30640/2	3,845
72 x 36 x 29 1/4	P-Lam	30586/5	3,395	30604/5	3,080	30622/5	3,395	30640/5	3,080
78 x 36 x 29 1/4	Wood	30587/2	4,445	30605/2	4,130	30623/2	4,445	30641/2	4,130
78 x 36 x 29 1/4	P-Lam	30587/5	3,465	30605/5	3,150	30623/5	3,465	30641/5	3,150
84 x 36 x 29 1/4	Wood	30588/2	4,555	30606/2	4,240	30624/2	4,555	30642/2	4,240
84 x 36 x 29 1/4	P-Lam	30588/5	3,565	30606/5	3,250	30624/5	3,565	30642/5	3,250
90 x 36 x 29 1/4	Wood	30589/2	4,750	30607/2	4,440	30625/2	4,750	30643/2	4,440
90 x 36 x 29 1/4	P-Lam	30589/5	3,670	30607/5	3,350	30625/5	3,670	30643/5	3,350

METRONOME™ FLIPTOP | WITH NO MODESTY PANEL



Tables shown this page are standard with Metronome base, locking casters. Top is 1" thick for self edge and 1¼" thick for profile edges.

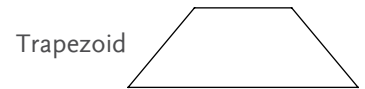
Wood tables have 1/8" solid wood self edge. P-Lam tables have 1/8" translucent edge.
Specify edge type; add the two letter code after the model number.



Note: For powder coat base, please use model # of anodized bases and add "PC" at the end, e.g. 30662PC/2.

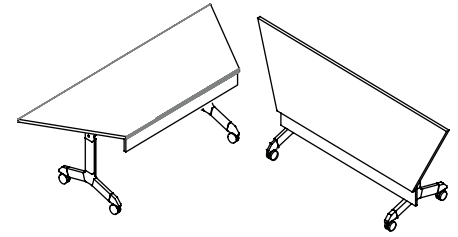
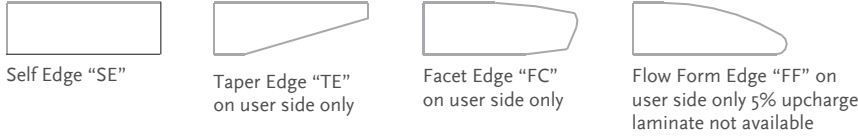
		1" TOP (SELF EDGE)				1¼" TOP (TAPER, FACET, FLOW FORM EDGE)			
		POLISHED		ANODIZED		POLISHED		ANODIZED	
L" x W" x H"	Top Finish	Model No.	List Price	Model No.	List Price	Model No.	List Price	Model No.	List Price
60 x 24 x 29	Wood	30824/2	3,140	30842/2	2,830	30896/2	3,140	30914/2	2,830
60 x 24 x 29	P-Lam	30824/5	2,720	30842/5	2,415	30896/5	2,720	30914/5	2,415
66 x 24 x 29	Wood	30825/2	3,250	30843/2	2,945	30897/2	3,250	30915/2	2,945
66 x 24 x 29	P-Lam	30825/5	2,785	30843/5	2,470	30897/5	2,785	30915/5	2,470
72 x 24 x 29	Wood	30826/2	3,350	30844/2	3,045	30898/2	3,350	30916/2	3,045
72 x 24 x 29	P-Lam	30826/5	2,850	30844/5	2,535	30898/5	2,850	30916/5	2,535
78 x 24 x 29	Wood	30827/2	3,465	30845/2	3,150	30899/2	3,465	30917/2	3,150
78 x 24 x 29	P-Lam	30827/5	2,895	30845/5	2,590	30899/5	2,895	30917/5	2,590
84 x 24 x 29	Wood	30828/2	3,565	30846/2	3,250	30900/2	3,565	30918/2	3,250
84 x 24 x 29	P-Lam	30828/5	2,965	30846/5	2,650	30900/5	2,965	30918/5	2,650
90 x 24 x 29	Wood	30829/2	3,680	30847/2	3,360	30901/2	3,680	30919/2	3,360
90 x 24 x 29	P-Lam	30829/5	3,020	30847/5	2,700	30901/5	3,020	30919/5	2,700
60 x 30 x 29	Wood	30830/2	3,355	30848/2	3,050	30902/2	3,355	30920/2	3,050
60 x 30 x 29	P-Lam	30830/5	2,840	30848/5	2,515	30902/5	2,840	30920/5	2,515
66 x 30 x 29	Wood	30831/2	3,480	30849/2	3,165	30903/2	3,480	30921/2	3,165
66 x 30 x 29	P-Lam	30831/5	2,895	30849/5	2,590	30903/5	2,895	30921/5	2,590
72 x 30 x 29	Wood	30832/2	3,625	30850/2	3,315	30904/2	3,625	30922/2	3,315
72 x 30 x 29	P-Lam	30832/5	2,970	30850/5	2,665	30904/5	2,970	30922/5	2,665
78 x 30 x 29	Wood	30833/2	3,750	30851/2	3,445	30905/2	3,750	30923/2	3,445
78 x 30 x 29	P-Lam	30833/5	3,045	30851/5	2,725	30905/5	3,045	30923/5	2,725
84 x 30 x 29	Wood	30834/2	3,880	30852/2	3,565	30906/2	3,880	30924/2	3,565
84 x 30 x 29	P-Lam	30834/5	3,115	30852/5	2,795	30906/5	3,115	30924/5	2,795
90 x 30 x 29	Wood	30835/2	4,010	30853/2	3,700	30907/2	4,010	30925/2	3,700
90 x 30 x 29	P-Lam	30835/5	3,130	30853/5	2,815	30907/5	3,130	30925/5	2,815
60 x 36 x 29	Wood	30836/2	3,555	30854/2	3,240	30908/2	3,555	30926/2	3,240
60 x 36 x 29	P-Lam	30836/5	3,005	30854/5	2,695	30908/5	3,005	30926/5	2,695
66 x 36 x 29	Wood	30837/2	3,695	30855/2	3,375	30909/2	3,695	30927/2	3,375
66 x 36 x 29	P-Lam	30837/5	3,070	30855/5	2,760	30909/5	3,070	30927/5	2,760
72 x 36 x 29	Wood	30838/2	3,880	30856/2	3,565	30910/2	3,880	30928/2	3,565
72 x 36 x 29	P-Lam	30838/5	3,175	30856/5	2,865	30910/5	3,175	30928/5	2,865
78 x 36 x 29	Wood	30839/2	3,985	30857/2	3,675	30911/2	3,985	30929/2	3,675
78 x 36 x 29	P-Lam	30839/5	3,245	30857/5	2,940	30911/5	3,245	30929/5	2,940
84 x 36 x 29	Wood	30840/2	4,105	30858/2	3,795	30912/2	4,105	30930/2	3,795
84 x 36 x 29	P-Lam	30840/5	3,285	30858/5	2,970	30912/5	3,285	30930/5	2,970
90 x 36 x 29	Wood	30841/2	4,300	30859/2	3,980	30913/2	4,300	30931/2	3,980
90 x 36 x 29	P-Lam	30841/5	3,330	30859/5	3,020	30913/5	3,330	30931/5	3,020

METRONOME™ FLIPTOP | WITH MODESTY PANEL



Tables shown this page are standard with Metronome base, locking casters, 5" tall modesty panel in matching finish and 1 1/4" thick top.

Wood tables have 1/8" solid wood self edge. P-Lam tables have 1/8" translucent edge. Specify edge type; add the two letter code after the model number.

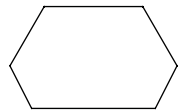


Note: For powder coat base, please use model # of anodized bases and add "PC" at the end, e.g. 30662PC/2.

		1" TOP (SELF EDGE)				1 1/4" TOP (TAPER, FACET, FLOW FORM EDGE)			
		POLISHED		ANODIZED		POLISHED		ANODIZED	
L" x W" x H"	Top Finish	Model No.	List Price	Model No.	List Price	Model No.	List Price	Model No.	List Price
60 x 24 x 29	Wood	30788/2	3,670	30806/2	3,350	30860/2	3,670	30878/2	3,350
60 x 24 x 29	P-Lam	30788/5	3,120	30806/5	2,805	30860/5	3,120	30878/5	2,805
66 x 24 x 29	Wood	30789/2	3,825	30807/2	3,510	30861/2	3,825	30879/2	3,510
66 x 24 x 29	P-Lam	30789/5	3,230	30807/5	2,915	30861/5	3,230	30879/5	2,915
72 x 24 x 29	Wood	30790/2	3,980	30808/2	3,670	30862/2	3,980	30880/2	3,670
72 x 24 x 29	P-Lam	30790/5	3,330	30808/5	3,020	30862/5	3,330	30880/5	3,020
78 x 24 x 29	Wood	30791/2	4,170	30809/2	3,855	30863/2	4,170	30881/2	3,855
78 x 24 x 29	P-Lam	30791/5	3,455	30809/5	3,140	30863/5	3,455	30881/5	3,140
84 x 24 x 29	Wood	30792/2	4,340	30810/2	4,025	30864/2	4,340	30882/2	4,025
84 x 24 x 29	P-Lam	30792/5	3,560	30810/5	3,245	30864/5	3,560	30882/5	3,245
90 x 24 x 29	Wood	30793/2	4,520	30811/2	4,210	30865/2	4,520	30883/2	4,210
90 x 24 x 29	P-Lam	30793/5	3,675	30811/5	3,355	30865/5	3,675	30883/5	3,355
60 x 30 x 29	Wood	30794/2	3,885	30812/2	3,570	30866/2	3,885	30884/2	3,570
60 x 30 x 29	P-Lam	30794/5	3,220	30812/5	2,895	30866/5	3,220	30884/5	2,895
66 x 30 x 29	Wood	30795/2	4,060	30813/2	3,745	30867/2	4,060	30885/2	3,745
66 x 30 x 29	P-Lam	30795/5	3,340	30813/5	3,030	30867/5	3,340	30885/5	3,030
72 x 30 x 29	Wood	30796/2	4,240	30814/2	3,930	30868/2	4,240	30886/2	3,930
72 x 30 x 29	P-Lam	30796/5	3,455	30814/5	3,140	30868/5	3,455	30886/5	3,140
78 x 30 x 29	Wood	30797/2	4,460	30815/2	4,145	30869/2	4,460	30887/2	4,145
78 x 30 x 29	P-Lam	30797/5	3,590	30815/5	3,275	30869/5	3,590	30887/5	3,275
84 x 30 x 29	Wood	30798/2	4,660	30816/2	4,345	30870/2	4,660	30888/2	4,345
84 x 30 x 29	P-Lam	30798/5	3,705	30816/5	3,385	30870/5	3,705	30888/5	3,385
90 x 30 x 29	Wood	30799/2	4,860	30817/2	4,545	30871/2	4,860	30889/2	4,545
90 x 30 x 29	P-Lam	30799/5	3,775	30817/5	3,465	30871/5	3,775	30889/5	3,465
60 x 36 x 29	Wood	30800/2	4,115	30818/2	3,810	30872/2	4,115	30890/2	3,810
60 x 36 x 29	P-Lam	30800/5	3,425	30818/5	3,115	30872/5	3,425	30890/5	3,115
66 x 36 x 29	Wood	30801/2	4,330	30819/2	4,010	30873/2	4,330	30891/2	4,010
66 x 36 x 29	P-Lam	30801/5	3,545	30819/5	3,230	30873/5	3,545	30891/5	3,230
72 x 36 x 29	Wood	30802/2	4,540	30820/2	4,225	30874/2	4,540	30892/2	4,225
72 x 36 x 29	P-Lam	30802/5	3,705	30820/5	3,385	30874/5	3,705	30892/5	3,385
78 x 36 x 29	Wood	30803/2	4,860	30821/2	4,545	30875/2	4,860	30893/2	4,545
78 x 36 x 29	P-Lam	30803/5	3,775	30821/5	3,465	30875/5	3,775	30893/5	3,465
84 x 36 x 29	Wood	30804/2	4,985	30822/2	4,675	30876/2	4,985	30894/2	4,675
84 x 36 x 29	P-Lam	30804/5	3,890	30822/5	3,580	30876/5	3,890	30894/5	3,580
90 x 36 x 29	Wood	30805/2	5,200	30823/2	4,880	30877/2	5,200	30895/2	4,880
90 x 36 x 29	P-Lam	30805/5	4,005	30823/5	3,695	30877/5	4,005	30895/5	3,695

METRONOME™ FLIPTOP | WITH NO MODESTY PANEL

Multi-angle



Tables shown this page are standard with Metronome base, locking casters. Top is 1" thick for self edge and 1¼" thick for profile edges.

Wood tables have 1/8" solid wood self edge. P-Lam tables have 1/8" translucent edge. Specify edge type; add the two letter code after the model number.



Self Edge "SE"



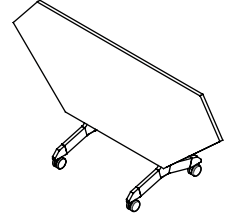
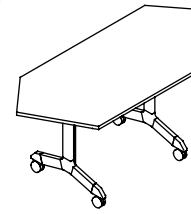
Taper Edge "TE" on user side only



Facet Edge "FC" on user side only



Flow Form Edge "FF" on user side only 5% upcharge laminate not available

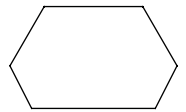


Note: For powder coat base, please use model # of anodized bases and add "PC" at the end, e.g. 30662PC/2.

				1" TOP (SELF EDGE)				1¼" TOP (TAPER, FACET, FLOW FORM EDGES)			
				POLISHED		ANODIZED		POLISHED		ANODIZED	
L" x W" x H"	Top Finish	Model No.	List Price	Model No.	List Price	Model No.	List Price	Model No.	List Price	Model No.	List Price
60 x 24 x 29	Wood	30968/2	3,260	30986/2	2,955	31040/2	3,260	31058/2	2,955		
60 x 24 x 29	P-Lam	30968/5	2,830	30986/5	2,510	31040/5	2,830	31058/5	2,510		
66 x 24 x 29	Wood	30969/2	3,380	30987/2	3,070	31041/2	3,380	31059/2	3,070		
66 x 24 x 29	P-Lam	30969/5	2,890	30987/5	2,585	31041/5	2,890	31059/5	2,585		
72 x 24 x 29	Wood	30970/2	3,490	30988/2	3,175	31042/2	3,490	31060/2	3,175		
72 x 24 x 29	P-Lam	30970/5	2,960	30988/5	2,645	31042/5	2,960	31060/5	2,645		
78 x 24 x 29	Wood	30971/2	3,605	30989/2	3,295	31043/2	3,605	31061/2	3,295		
78 x 24 x 29	P-Lam	30971/5	3,020	30989/5	2,700	31043/5	3,020	31061/5	2,700		
84 x 24 x 29	Wood	30972/2	3,715	30990/2	3,405	31044/2	3,715	31062/2	3,405		
84 x 24 x 29	P-Lam	30972/5	3,075	30990/5	2,765	31044/5	3,075	31062/5	2,765		
90 x 24 x 29	Wood	30973/2	3,830	30991/2	3,515	31045/2	3,830	31063/2	3,515		
90 x 24 x 29	P-Lam	30973/5	3,140	30991/5	2,830	31045/5	3,140	31063/5	2,830		
60 x 30 x 29	Wood	30974/2	3,500	30992/2	3,180	31046/2	3,500	31064/2	3,180		
60 x 30 x 29	P-Lam	30974/5	2,950	30992/5	2,630	31046/5	2,950	31064/5	2,630		
66 x 30 x 29	Wood	30975/2	3,635	30993/2	3,325	31047/2	3,635	31065/2	3,325		
66 x 30 x 29	P-Lam	30975/5	3,020	30993/5	2,700	31047/5	3,020	31065/5	2,700		
72 x 30 x 29	Wood	30976/2	3,770	30994/2	3,460	31048/2	3,770	31066/2	3,460		
72 x 30 x 29	P-Lam	30976/5	3,085	30994/5	2,775	31048/5	3,085	31066/5	2,775		
78 x 30 x 29	Wood	30977/2	3,915	30995/2	3,595	31049/2	3,915	31067/2	3,595		
78 x 30 x 29	P-Lam	30977/5	3,160	30995/5	2,850	31049/5	3,160	31067/5	2,850		
84 x 30 x 29	Wood	30978/2	4,040	30996/2	3,725	31050/2	4,040	31068/2	3,725		
84 x 30 x 29	P-Lam	30978/5	3,235	30996/5	2,930	31050/5	3,235	31068/5	2,930		
90 x 30 x 29	Wood	30979/2	4,175	30997/2	3,860	31051/2	4,175	31069/2	3,860		
90 x 30 x 29	P-Lam	30979/5	3,250	30997/5	2,945	31051/5	3,250	31069/5	2,945		
60 x 36 x 29	Wood	30980/2	3,700	30998/2	3,380	31052/2	3,700	31070/2	3,380		
60 x 36 x 29	P-Lam	30980/5	3,135	30998/5	2,820	31052/5	3,135	31070/5	2,820		
66 x 36 x 29	Wood	30981/2	3,845	30999/2	3,525	31053/2	3,845	31071/2	3,525		
66 x 36 x 29	P-Lam	30981/5	3,195	30999/5	2,880	31053/5	3,195	31071/5	2,880		
72 x 36 x 29	Wood	30982/2	4,040	31000/2	3,725	31054/2	4,040	31072/2	3,725		
72 x 36 x 29	P-Lam	30982/5	3,310	31000/5	2,985	31054/5	3,310	31072/5	2,985		
78 x 36 x 29	Wood	30983/2	4,155	31001/2	3,845	31055/2	4,155	31073/2	3,845		
78 x 36 x 29	P-Lam	30983/5	3,375	31001/5	3,065	31055/5	3,375	31073/5	3,065		
84 x 36 x 29	Wood	30984/2	4,275	31002/2	3,965	31056/2	4,275	31074/2	3,965		
84 x 36 x 29	P-Lam	30984/5	3,425	31002/5	3,115	31056/5	3,425	31074/5	3,115		
90 x 36 x 29	Wood	30985/2	4,475	31003/2	4,155	31057/2	4,475	31075/2	4,155		
90 x 36 x 29	P-Lam	30985/5	3,465	31003/5	3,150	31057/5	3,465	31075/5	3,150		

METRONOME™ FLIPTOP | WITH MODESTY PANEL

Multi-angle



Tables shown this page are standard with Metronome base, locking casters, 5" tall modesty panel in matching finish and 1 1/4" thick top.

Wood tables have 1/8" solid wood self edge. P-Lam tables have 1/8" translucent edge. Specify edge type; add the two letter code after the model number.



Self Edge "SE"



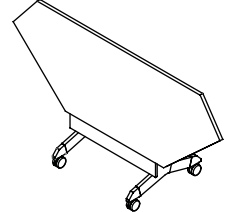
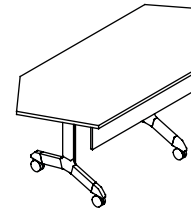
Taper Edge "TE" on user side only



Facet Edge "FC" on user side only



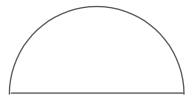
Flow Form Edge "FF" on user side only 5% upcharge laminate not available



Note: For powder coat base, please use model # of anodized bases and add "PC" at the end, e.g. 30662PC/2.

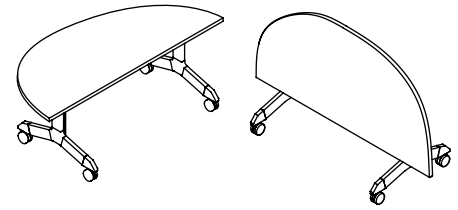
				1" TOP (SELF EDGE)				1 1/4" TOP (TAPER, FACET, FLOW FORM EDGES)			
				POLISHED		ANODIZED		POLISHED		ANODIZED	
L" x W" x H"	Top Finish	Model No.	List Price	Model No.	List Price	Model No.	List Price	Model No.	List Price	Model No.	List Price
60 x 24 x 29	Wood	30932/2	3,820	30950/2	3,505	31004/2	3,820	31022/2	3,505		
60 x 24 x 29	P-Lam	30932/5	3,240	30950/5	2,935	31004/5	3,240	31022/5	2,935		
66 x 24 x 29	Wood	30933/2	3,980	30951/2	3,670	31005/2	3,980	31023/2	3,670		
66 x 24 x 29	P-Lam	30933/5	3,355	30951/5	3,050	31005/5	3,355	31023/5	3,050		
72 x 24 x 29	Wood	30934/2	4,150	30952/2	3,840	31006/2	4,150	31024/2	3,840		
72 x 24 x 29	P-Lam	30934/5	3,460	30952/5	3,145	31006/5	3,460	31024/5	3,145		
78 x 24 x 29	Wood	30935/2	4,345	30953/2	4,030	31007/2	4,345	31025/2	4,030		
78 x 24 x 29	P-Lam	30935/5	3,590	30953/5	3,275	31007/5	3,590	31025/5	3,275		
84 x 24 x 29	Wood	30936/2	4,520	30954/2	4,210	31008/2	4,520	31026/2	4,210		
84 x 24 x 29	P-Lam	30936/5	3,710	30954/5	3,395	31008/5	3,710	31026/5	3,395		
90 x 24 x 29	Wood	30937/2	4,710	30955/2	4,390	31009/2	4,710	31027/2	4,390		
90 x 24 x 29	P-Lam	30937/5	3,825	30955/5	3,510	31009/5	3,825	31027/5	3,510		
60 x 30 x 29	Wood	30938/2	4,050	30956/2	3,735	31010/2	4,050	31028/2	3,735		
60 x 30 x 29	P-Lam	30938/5	3,345	30956/5	3,040	31010/5	3,345	31028/5	3,040		
66 x 30 x 29	Wood	30939/2	4,230	30957/2	3,920	31011/2	4,230	31029/2	3,920		
66 x 30 x 29	P-Lam	30939/5	3,480	30957/5	3,165	31011/5	3,480	31029/5	3,165		
72 x 30 x 29	Wood	30940/2	4,420	30958/2	4,105	31012/2	4,420	31030/2	4,105		
72 x 30 x 29	P-Lam	30940/5	3,590	30958/5	3,275	31012/5	3,590	31030/5	3,275		
78 x 30 x 29	Wood	30941/2	4,645	30959/2	4,335	31013/2	4,645	31031/2	4,335		
78 x 30 x 29	P-Lam	30941/5	3,735	30959/5	3,425	31013/5	3,735	31031/5	3,425		
84 x 30 x 29	Wood	30942/2	4,855	30960/2	4,540	31014/2	4,855	31032/2	4,540		
84 x 30 x 29	P-Lam	30942/5	3,860	30960/5	3,550	31014/5	3,860	31032/5	3,550		
90 x 30 x 29	Wood	30943/2	5,065	30961/2	4,750	31015/2	5,065	31033/2	4,750		
90 x 30 x 29	P-Lam	30943/5	3,935	30961/5	3,625	31015/5	3,935	31033/5	3,625		
60 x 36 x 29	Wood	30944/2	4,300	30962/2	3,980	31016/2	4,300	31034/2	3,980		
60 x 36 x 29	P-Lam	30944/5	3,565	30962/5	3,250	31016/5	3,565	31034/5	3,250		
66 x 36 x 29	Wood	30945/2	4,505	30963/2	4,190	31017/2	4,505	31035/2	4,190		
66 x 36 x 29	P-Lam	30945/5	3,690	30963/5	3,370	31017/5	3,690	31035/5	3,370		
72 x 36 x 29	Wood	30946/2	4,730	30964/2	4,420	31018/2	4,730	31036/2	4,420		
72 x 36 x 29	P-Lam	30946/5	3,870	30964/5	3,560	31018/5	3,870	31036/5	3,560		
78 x 36 x 29	Wood	30947/2	5,065	30965/2	4,750	31019/2	5,065	31037/2	4,750		
78 x 36 x 29	P-Lam	30947/5	3,935	30965/5	3,625	31019/5	3,935	31037/5	3,625		
84 x 36 x 29	Wood	30948/2	5,200	30966/2	4,880	31020/2	5,200	31038/2	4,880		
84 x 36 x 29	P-Lam	30948/5	4,055	30966/5	3,740	31020/5	4,055	31038/5	3,740		
90 x 36 x 29	Wood	30949/2	5,415	30967/2	5,100	31021/2	5,415	31039/2	5,100		
90 x 36 x 29	P-Lam	30949/5	4,170	30967/5	3,855	31021/5	4,170	31039/5	3,855		

METRONOME™ FLIPTOP | WITH NO MODESTY PANEL



Tables shown this page are standard with Metronome base, locking casters. Top is 1" thick for self edge and 1¼" thick for profile edges.

Wood tables have 1/8" solid wood self edge. P-Lam tables have 1/8" translucent edge. Specify edge type; add the two letter code after the model number.



Self Edge "SE"



Taper Edge "TE" on user side only



Facet Edge "FC" on user side only



Flow Form Edge "FF" on user side only 5% upcharge laminate not available

Note: For powder coat base, please use model # of anodized bases and add "PC" at the end, e.g. 30662PC/2.

1" TOP (SELF EDGE)

1¼" TOP (TAPER, FACET, FLOW FORM EDGE)

L" x W" x H"	Top Finish	POLISHED		ANODIZED		POLISHED		ANODIZED	
		Model No.	List Price	Model No.	List Price	Model No.	List Price	Model No.	List Price
48 x 24 x 29	Wood	31076/2	2,575	31079/2	2,260	31082/2	2,575	31085/2	2,260
48 x 24 x 29	P-Lam	31076/5	2,245	31079/5	1,930	31082/5	2,245	31085/5	1,930
60 x 30 x 29	Wood	31077/2	3,080	31080/2	2,770	31083/2	3,080	31086/2	2,770
60 x 30 x 29	P-Lam	31077/5	2,600	31080/5	2,290	31083/5	2,600	31086/5	2,290
60 x 36 x 29	Wood	31078/2	3,255	31081/2	2,950	31084/2	3,255	31087/2	2,950
60 x 36 x 29	P-Lam	31078/5	2,765	31081/5	2,455	31084/5	2,765	31087/5	2,455



